

CUP OF COCOA TEMPLATE

COORDINATING STAMP SET: CUP OF COCOA
DESIGNED BY SUE BERKER

clear &
simple
STAMPS

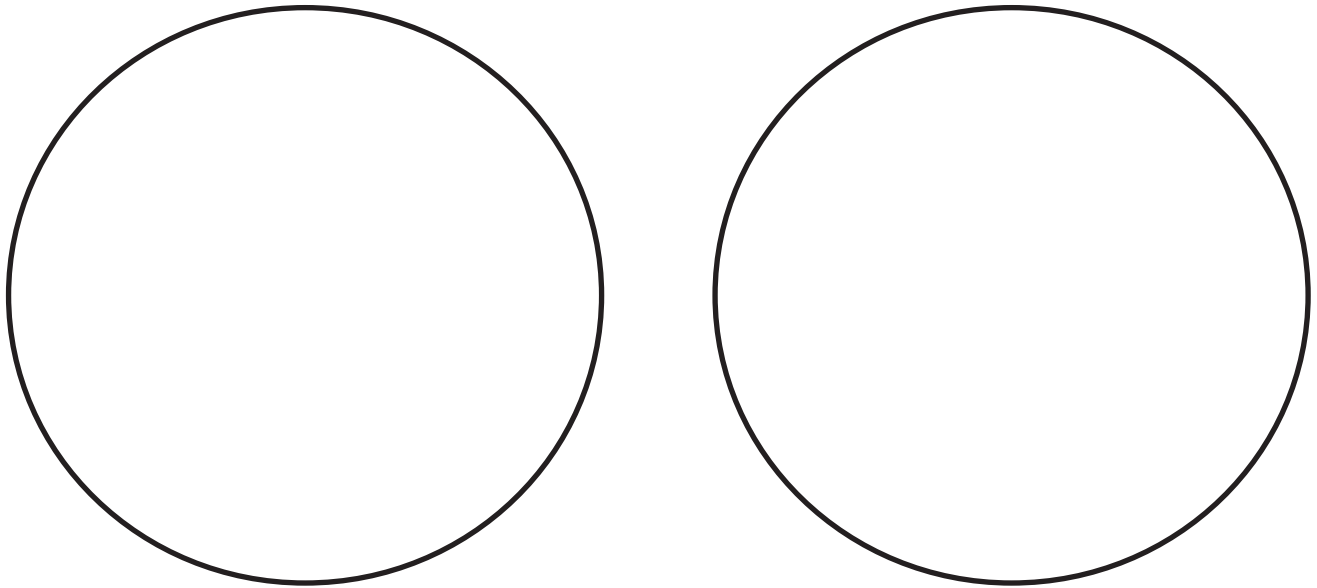


CUP OF COCOA TEMPLATE

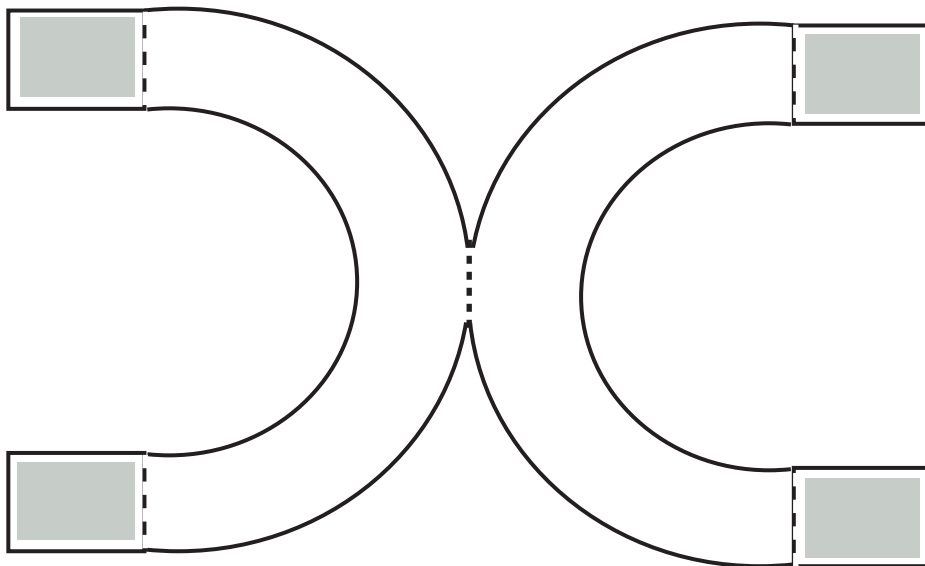
COORDINATING STAMP SET: CUP OF COCOA
DESIGNED BY SUE BERKER

Cup Base:

Cut two 3" cardstock circles



Cup Handle:



---- Dotted lines = FOLD


— Solid lines = CUT

■ Shading = ADHESIVE

CUP OF COCOA TEMPLATE

COORDINATING STAMP SET:
CUP OF COCOA

DESIGNED BY SUE BERKER



Mug Base:

Cut cardstock mug base 10" x 3 3/4"

Score at 1/2" down the long side

Cut notches every 1/4" up to the score line to
help make mug shape smooth

Adhere to circle base,

Then add second circle to cover inside.

---- Dotted lines = FOLD

— Solid lines = CUT

■ Shading = ADHESIVE